

MID-T

ANNUAL REPORT

OF

Midvale Telephone Company
NAME

2205 Keithley Creek Road
Midvale, ID 83645
ADDRESS

RECEIVED
2021 MAY 13 AM 9:18
IDAHO PUBLIC
UTILITIES COMMISSION


TO THE

IDAHO PUBLIC

UTILITIES COMMISSION

FOR THE

YEAR ENDED 2020



**ANNUAL REPORT OF SMALL TELEPHONE COMPANIES TO
THE IDAHO PUBLIC UTILITIES COMMISSION
FOR THE YEAR ENDING December 31,2020**

COMPANY INFORMATION

Exact name of utility: Midvale Telephone Company
 Address of principal office: PO Box 7 Midvale Idaho 83645
 Telephone Number (Area Code - 208) 355-2211
 Cities or towns served: Midvale, Lakeview, Stanley, Warren, Warm Lake, Yellow Pine, Weiser

Name and title of officer having custody of the general corporate books of account: _____
John Stuart, CEO

Address of office where corporate books are kept and phone number: _____
2205 Keithley Creek Rd, Midvale, Idaho 83645 and (208)-355-2211

Organized under the laws of the State of: Idaho

Date of organization: March 19, 1959

Form of organization (proprietorship, association, corporation): S Corporation

If a Subchapter S Corporation, please specify: S Corporation

Name and address of controlling company, if any: _____
Midvale Telephone Exchange, Inc.

Names of affiliated companies. Give address and description of business: _____
Syringa Networks, 3795 Development Avenue, Boise ID 83705

OFFICERS

Report below the title, name and office address of each general officer of the utility at the end of the year. If there were any changes during the year, show the name, title, and address of the previous officer and the date of change.

Title	Name	Address
President/CEO	John Stuart	PO Box 7, Midvale ID 83645
Vice Pres./COO	Dennis Farrington	PO Box 7, Midvale ID 83645
Secretary/Treasure	Nick Rynearson	PO Box 7, Midvale ID 83645
Chairman	Bruce Goslovich	10069 W. Quail Stome St. Boise ID 83709
Vice Chairman	Gary Horton	782 E. Cinnabar Dr. Cottonwood, AZ 86326
Director	Marsha Smith	9639 W. Carolina Drive Boise Idaho 83709
Director	John Stuart	PO Box 7, Midvale ID 83645
Director	Jason Robinson	1101 N. Camelot Drive Boise Idaho 83704

DIRECTORS

List the name of each person who was a member of the Board of Directors at any given time during the year: (Fees related to meetings only.)

Name	Term Expired or Current Term Will Expire	Meetings Attended This year	Fees Paid During Year
Bruce Goslovich	2022	4	Confidential
Marsha Smith	2022	4	Confidential
Jason Robinson	2021	4	Confidential
Gary Horton	2021	4	Confidential
John Stuart	Exempt	4	Confidential

Name of Chairman of the Board: Bruce Goslovich

Name of Secretary (or Clerk) of Board: Gary Horton

Number of Meetings of the Board during the year: 4

MANAGERS

List the name of each person who performed management duties for the Company during the year, and the total wages and bonuses paid to those persons: (Do not include Director fees in these amounts.)

Name	Title	Wages and Bonuses Paid
John Stuart	Chief Executive Officer	Confidential
Nick Rynearson	Chief Financial Officer	Confidential
Dennis Farrington	Chief Operations Officer	Confidential
Jesse Whitner	NW Operations Manager	Confidential
Charles Bringe	AZ Operations Manager	Confidential
Diana Holmes	HR Manager	Confidential
Missy Harrison	CSR Manager	Confidential

BALANCE SHEET
Assets and Other Debits

Title of Account	Balance Beginning of Year	Balance at End of Year	Increase or (Decrease)
Current Assets			
1120 Cash and Equivalents	2,121,512	672,450	(1,449,062)
1130 Cash	-	-	-
1140 Special Cash Deposits	-	-	-
1150 Working Cash Advances	-	-	-
1160 Temporary Investments	-	-	-
1180 Telecommunications Accts. Receivable	321,353	330,531	9,178
1181 Accts. Rec. Allow. -Telecommunications	-	-	-
1190 Other Accounts Receivable	881,459	1,038,405	156,946
1191 Accounts Receivable Allow. - Other	-	-	-
1200 Notes Receivable	-	-	-
1201 Notes Receivable Allowance	-	-	-
1210 Interest & Dividends Receivable	-	-	-
1220 Material and Supplies	567,530	687,094	119,564
1280 Prepayments	84,548	121,383	36,835
1290 Prepaid Rents	-	-	-
1300 Prepaid Taxes	-	-	-
1310 Prepaid Insurance	-	-	-
1320 Prepaid Directory Expenses	-	-	-
1330 Other Prepayments	-	-	-
1350 Other Current Assets	-	-	-
Noncurrent Assets			
1401 Investment in Affiliated Companies	3,785,969	4,292,090	506,121
1402 Investment in Nonaffiliated Companies	87,054	82,388	(4,666)
1406 Nonregulated Investments	60,825	60,825	-
1407 Unamortized Debt Issuance Expense	-	-	-
1408 Sinking Funds	-	-	-
1410 Other Noncurrent Assets	-	-	-
1438 Deferred Maintenance & Retirements	-	-	-
1439 Deferred Charges	-	-	-
1500 Other Jurisdiction Assets - Net	-	-	-
Property, Plant and Equipment			
2001 Telecommunications Plants in Service	43,354,650	47,934,037	4,579,387
2002 Prop. Held for Future Telecom. Use	121,533	121,533	-
2003 Telecom. Plant under Constr. - Short Term	892,896	483,201	(409,695)
2004 Telecom. Plant under Constr. - Long Term	-	-	-
2005 Telecom. Plant Adjustment	-	-	-
2006 Nonoperating Plant	2,884,869	3,167,718	282,849
2007 Goodwill	-	-	-
Depreciation and Amortization Accounts			
3100 Accumulated Depreciated	(29,395,639)	(32,121,748)	(2,726,109)
3200 Accum. Depre. - Held for Future Use	(63,579)	(73,301)	(9,722)
3300 Accumulated Depreciation - Nonoperating	(1,800,800)	(1,934,439)	(133,639)
3400 Accumulated Amortization - Tangible	-	-	-
3410 Accum. Amort. - Capitalized Leases	-	-	-
3420 Accum. Amort. - Leasehold Improvements	-	-	-
3500 Accumulated Amortization - Intangible	-	-	-
3600 Accumulated Amortization - Other	-	-	-
TOTAL ASSETS	23,904,180	24,862,167	957,987

BALANCE SHEET
Liabilities & Stockholders' Equity

Title of Account	Balance Beginning of Year	Balance at End of Year	Increase or (Decrease)
Current Liabilities			
4010 Accounts Payable	165,398	194,639	29,241
4020 Notes Payable	-	-	-
4030 Advance Billings and Payments	181,735	178,561	(3,174)
4040 Customer Deposits	-	-	-
4050 Current Maturities - Long -Term Debt	999,357	982,847	(16,510)
4060 Current Maturities - Capital leases	-	-	-
4070 Income Taxes - Accrued	-	-	-
4080 Other Taxes - Accrued	-	-	-
4100 Net Current Defer. Oper. Income Taxes	-	-	-
4110 Net Current Defer. Nonoper. Income Taxes	-	-	-
4120 Other Accrued Liabilities	309,185	332,769	23,584
4130 Other Current Liabilities	-	-	-
Long-Term Debt			
4210 Funded Debt	8,244,664	8,634,515	389,851
4220 Premium on Long-Term Debt	-	-	-
4230 Discount on Long-Term Debt	-	-	-
4240 Reacquired Debt	-	-	-
4250 Obligations Under Capital Leases	-	-	-
4260 Advances from Affiliated Companies	-	-	-
4270 Other Long-Term Debt	-	-	-
Other Liabilities & Deferred Credits			
4310 Other Long-Term Liabilities	-	-	-
4320 Unamort. Oper. Invest. Tax Credits - Net	-	-	-
4330 Unamort. Nonoper. Invest. Tax Credits - Net	-	-	-
4340 Net Noncurrent Defer. Oper. Income Taxes	-	-	-
4350 Net Noncur. Defer. Nonoper. Income Taxes	-	-	-
4360 Other Deferred Credits	-	-	-
4370 Other Juris. Liab. & Def. Credits - Net	-	-	-
Stockholders' Equity			
4510 Capital Stock	32,910	32,910	-
4520 Additional Paid-In Capital	-	-	-
4530 Treasury Stock	-	-	-
4540 Other Capital	-	-	-
4550 Retained Earnings	13,970,931	14,505,926	534,995
TOTAL LIAB. & OTHER CREDITS	23,904,180	24,862,167	957,987

ANALYSIS OF TELECOMMUNICATIONS PLANT IN SERVICE

TOTAL Company Basis

Analysis of Telecommunications Plant in Service

	Balance Beginning of Year	Additions During year	Plant Retired or Sold	Transfers and Adjustments	Balance End of Year
2111 Land	398,187				408,987
2112 Motor Vehicles	931,170	274,889	(39,907)	10,800	1,166,152
2113 Aircraft	-				-
2114 Special Purpose Vehicles	-				-
2115 Garage Work Equipment	-				-
2116 Other Work Equipment	1,969,032	132,776	(11,813)		2,089,995
2116 Test Equipment	300,395	7,389	(22,974)		284,810
2121 Buildings	2,031,367			(10,800)	2,020,567
2122 Furniture	73,490		(15,177)		58,313
2123 Office Equipment	-				-
2124 General Purpose Computers	181,694	82,781	(25,476)		238,999
2211 Analog Electronic Switching	-				-
2212 Digital Electronic Switching	2,763,700	18,323			2,782,023
2215 Electro-Mechanical Switching	-				-
2220 Operator Systems	-				-
2231 Radio Systems	-				-
2232 Circuit Equipment	5,567,780	580,596	(14,970)		6,133,406
2232 ONT Equipment	1,779,727	485,294	(30,663)	6,005	2,240,363
2311 Station Apparatus	-				-
2321 Customer Premises Wiring	-				-
2341 Large Private Branch Exchanges	-				-
2351 Public Telephone Terminal Equipment	928				928
2362 Other Terminal Equipment	-				-
2411 Poles	-				-
2421 Aerial Cable	-				-
2422 Underground Cable	-				-
2423 Buried Cable	27,049,718	3,152,315			30,202,033
2423 Mapping Program	277,295				277,295
2424 Submarine Cable	-				-
2426 Intrabuilding Network Cable	-				-
2431 Aerial Wire	-				-
2441 Conduit Systems	-				-
2681 Capital Leases	281,332				281,332
2682 Leasehold Improvements	30,163				30,163
2690 Intangibles	-				-
TOTAL PLANT ACCOUNTS	43,635,978	4,734,363	(160,980)	6,005	48,215,366

ANALYSIS OF TELECOMMUNICATIONS PLANT ACCOUNTS

IDAHO Operations Only

Analysis of Telecommunications Plant in Service

	Balance Beginning of Year	Additions During Year	Plant Retired or Sold	Transfers and Adjustments	Balance End of Year
2111 Land	314,738				314,738
2112 Motor Vehicles	517,750	150,555	(25,466)		642,839
2113 Aircraft	-				-
2114 Special Purpose Vehicles	-				-
2115 Garage Work Equipment	-				-
2116 Other Work Equipment	1,337,041	132,776	(11,813)		1,458,004
2116 Test Equipment	235,172		(22,974)		212,198
2121 Buildings	1,374,530				1,374,530
2122 Furniture	-				-
2123 Office Equipment	59,280		(15,177)		44,103
2124 General Purpose Computers	170,084	68,068	(25,476)		212,676
2211 Analog Electronic Switching	-				-
2212 Digital Electronic Switching	1,453,322				1,453,322
2215 Electro-Mechanical Switching	-				-
2220 Operator Systems	-				-
2231 Radio Systems	-				-
2232 Circuit Equipment	2,274,673	355,103	(6,508)		2,623,268
2232 ONT Equipment	530,116	291,851		6,005	827,972
2311 Station Apparatus	-				-
2321 Customer Premises Wiring	-				-
2341 Large Private Branch Exchanges	-				-
2351 Public Telephone Terminal Equipment	928				928
2362 Other Terminal Equipment	-				-
2411 Poles	-				-
2421 Aerial Cable	-				-
2422 Underground Cable	-				-
2423 Buried Cable	11,492,446	2,926,706			14,419,152
2423 Mapping Program	159,759				159,759
2424 Submarine Cable	-				-
2426 Intra-building Network Cable	-				-
2431 Aerial Wire	-				-
2441 Conduit Systems	-				-
2681 Capital Leases	200,783				200,783
2682 Leasehold Improvements	-				-
2690 Intangibles	-				-
TOTAL PLANT ACCOUNTS	20,120,622	3,925,059	(107,414)	6,005	23,944,272

ANALYSIS OF ENTRIES IN ACCUMULATED DEPRECIATION
Account 3100

TOTAL Company Basis

	Balance Beginning of Year	Depreciation Rate*	Credits During Year	Retirements and Adjustments	Balance End of Year
Analysis of Entries in Accumulated Depreciation					
2112 Motor Vehicles	662,520	25%	244,373	(36,307)	870,586
2113 Aircraft	-				-
2114 Special Purpose Vehicles	-				-
2115 Garage Work Equipment	-				-
2116 Other Work Equipment	1,533,367	20%	354,702	(11,313)	1,876,756
2116 Test Equipment	290,241	20%	13,537	(22,974)	280,804
2116 Lease hold equipment	30,163	20%			30,163
2121 Buildings	1,179,946	3%	58,314		1,238,260
2122 Furniture	-				-
2123 Office Equipment	72,762	14%	528	(15,177)	58,113
2124 General Purpose Computers	202,552	20%	30,482	(25,476)	207,558
2211 Analog Electronic Switching	-				-
2212 Digital Electronic Switching	2,478,913	12.5%	133,716		2,612,629
2215 Electro-Mechanical Switching	-				-
2220 Operator Systems	-				-
2231 Radio Systems	-				-
2232 Circuit Equipment	4,094,397	10%	521,220	(14,970)	4,600,647
2232 ONT Equipment	1,616,638	20%	251,112	(30,663)	1,837,087
2311 Station Apparatus	-	10%			-
2321 Customer Premises Wiring	-				-
2341 Large Private Branch Exchanges	-				-
2351 Public Telephone Terminal Equipment	928	10%			928
2362 Other Terminal Equipment	-				-
2411 Poles	-				-
2421 Aerial Cable	-				-
2422 Underground Cable	-				-
2423 Buried Cable	16,955,919	6.7%	1,275,006		18,230,925
2423 Mapping Program	277,294	20%			277,294
2424 Submarine Cable	-				-
2426 Intrabuilding Network Cable	-				-
2431 Aerial Wire	-				-
2441 Conduit Systems	-				-
TOTAL	29,395,640		2,882,990	(156,880)	32,121,750

ANALYSIS OF ENTRIES IN ACCUMULATED DEPRECIATION
Account 3100

IDAHO Operations Only

Analysis of Entries in Accumulated Depreciation

	Balance Beginning of Year	Depreciation Rate*	Credits During Year	Retirements and Adjustments	Balance End of Year
2112 Motor Vehicles	495,451	25%	156,437	(25,466)	626,422
2113 Aircraft	-				-
2114 Special Purpose Vehicles	-				-
2115 Garage Work Equipment	-				-
2116 Other Work Equipment	1,174,526	20%	291,503	(11,313)	1,454,716
2116 Test Equipment	235,173	20%		(22,974)	212,199
2116 Leasehold Improvements	-				-
2121 Buildings	744,724	20%	41,236		785,960
2122 Furniture	-				-
2123 Office Equipment	59,280	14%		(15,177)	44,103
2124 General Purpose Computers	170,084	20%	20,730	(25,476)	165,338
2211 Analog Electronic Switching	-				-
2212 Digital Electronic Switching	1,428,218	12.5%	25,106		1,453,324
2215 Electro-Mechanical Switching	-				-
2220 Operator Systems	-				-
2231 Radio Systems	-				-
2232 Circuit Equipment	1,932,115	10%	198,938	(6,508)	2,124,545
2232 ONT Equipment	432,790	20%	116,311		549,101
2311 Station Apparatus	0	10%			0
2321 Customer Premises Wiring	-				-
2341 Large Private Branch Exchanges	-				-
2351 Public Telephone Terminal Equipment	928	10%			928
2362 Other Terminal Equipment	-				-
2411 Poles	-				-
2421 Aerial Cable	-				-
2422 Underground Cable	-				-
2423 Buried Cable	7,681,903	6.7%	433,904		8,115,807
2423 Mapping Program	159,759	20%			159,759
2424 Submarine Cable	-				-
2426 Intra-building Network Cable	-				-
2431 Aerial Wire	-				-
2441 Conduit Systems	-				-
TOTAL	14,514,953		1,284,165	(106,914)	15,692,204

*Please list individual depreciation rate for each account.

INVESTMENTS

Report below the investments in Accounts 1401, 1402 and 1406. Identify each investment as to the account in which included. Minor amounts in Account 1406 may be grouped by classes.

<u>Description</u>	<u>Date Acquired</u>	<u>Book Cost of Investments Disposed of This year</u>	<u>Book Cost of Investments Held at End of Year</u>
Cash surrender value of life insurance policies	12/7/2012		60,825
Rural Telephone Finance Company	1993		82,388
NECA Services, Inc.	10/2000		3,000
SYRINGA Cash Investment	9/2000		4,292,090
Totals			4,438,303

RECEIVABLES

Itemize amounts show in Accounts 1180, 1190 and 1200. For notes receivable list each note separately and include the maturity date and interest rate. Minor amounts in Account 1210 may be combined.

<u>Name of Company</u>	<u>Amount at End of Year</u>	
	<u>Notes Receivable</u>	<u>Accounts Receivable</u>
Subscribers		330,531
Idaho USF		29,232
NECA		783,954
Carriers		23,455
Misc Non Reg		201,764
Totals		1,368,936

NOTES PAYABLE

For Notes Payable, list each note separately and include the maturity date and interest rate.

<u>Name of Creditor</u>	<u>Date of Note</u>	<u>Interest Rate</u>	<u>Due Date</u>	<u>Face Amount</u>
_____	_____	_____	_____	_____
_____	_____	_____	_____	_____
_____	_____	_____	_____	_____
_____	_____	_____	_____	_____
_____	_____	_____	_____	_____
_____	_____	_____	_____	_____
_____	_____	_____	_____	_____
_____	_____	_____	_____	_____
Totals				-

ACCOUNTS PAYABLE

Report below all Accounts Payable amounting to more than \$100.00

<u>Name of Creditor</u>	<u>Amount</u>
See Attached List	188,632
_____	_____
_____	_____
_____	_____
_____	_____
_____	_____
_____	_____
_____	_____
_____	_____
Totals	188,632

Midvale Telephone

Invoices Accrued & Unpaid Up Thru 12/20

VENDOR CHECK	INVOICE	AMOUNT	DATE	P/O	ACCR. CASH	DESCRIPTION	NAME	SP	CD
SRP 61637	01052021	45.22	1/05/21	1/13/21	1	12/20 01/21 13950 DOVE VLY DEC	SRP		
SRP 61637	01062021	51.11	1/06/21	1/13/21	1	12/20 01/21 14003 PEAK VIEW DEC	SRP		
SRP 61637	01072021	79.38	1/07/21	1/13/21	1	12/20 01/21 35340 144TH CO SCOTT SRP	SRP		
SRP 61637	01052021A	47.64	1/05/21	1/13/21	1	12/20 01/21 14008 CAREFREE DEC SRP	SRP		
SRP 61637	01052021B	30.65	1/05/21	1/13/21	1	12/20 01/21 15127 RIO VERDEDR CS SRP	SRP		
SRP 61637	01052021C	190.98	1/05/21	1/13/21	1	12/20 01/21 31002 144TH SCOTTSD SRP	SRP		
SRP TOTAL		444.98							
ESPI 61591	3574	1298.25	12/21/20	1/06/21	1	12/20 01/21 32746 1 GM:ESPI PWR SUPPLIES ESPI	ESPI		
ESPI 61591	3575	401.89	12/22/20	1/06/21	1	12/20 01/21 32742 1 MDV:2 WIRE	ESPI		
ESPI TOTAL		1700.14							
AKELL 61592	673662	4500.00	12/29/20	1/06/21	1	12/20 01/21 PROF SERV THRU DEC20 ALDRICH SERVICES LLP			
AKELL TOTAL		4500.00							
ALITJ 4730	12032020	50.00	12/03/20	1/26/21	1	12/20 01/21 PHONE/DSL DEC 20	TJ ALIFF		
ALITJ TOTAL		50.00							
AMESO 61641	INV94102	250.00	11/13/20	1/13/21	1	12/20 01/21 2020/2021 FEE/NOTICE AMERIBEN SOLUTIONS/IEC GR			
AMESO 61641	INV95433	411.25	12/31/20	1/13/21	1	12/20 01/21 12312020 QUARTERLY B AMERIBEN SOLUTIONS/IEC GR			
AMESO TOTAL		661.25							
ARJEU 61642	AR0160003902	319.30	12/23/20	1/13/21	1	12/20 01/21 2020 BILLING FOR USE ARIZONA PUBLIC SERVICE CO			
ARJEU TOTAL		319.30							
AUBDO 4704	9349783184	50.00	11/16/20	1/13/21	1	12/20 01/21 PHONE/INTERNET DEC20 DOMINIC AUBREY			
AUBDO TOTAL		50.00							
AZPUS 61593	12222020	228.73	12/20/20	1/06/21	1	12/20 01/21 13452 LIBRA DR DEC20 ARIZONA PUBLIC SERVICE CO			
AZPUS 61593	12232020	131.15	12/23/20	1/06/21	1	12/20 01/21 12006 ANTELOPE MEAD ARIZONA PUBLIC SERVICE CO			
AZPUS 61643	12282020	77.56	12/28/20	1/13/21	1	12/20 01/21 8005 PORCHERS ROW DE ARIZONA PUBLIC SERVICE CO			
AZPUS 61643	12282020A	101.08	12/28/20	1/13/21	1	12/20 01/21 8950 HASSAYAMPA DEC ARIZONA PUBLIC SERVICE CO			
AZPUS TOTAL		538.52							
BANCA 61644	12282020 AZ	8997.21	12/28/20	1/13/21	1	12/20 01/21 AZ VISA CC DEC 20	BANKCARD CENTER - ZIONS		
BANCA 61644	12282020 ID	9496.34	12/28/20	1/13/21	1	12/20 01/21 ID VISA CC DEC 20	BANKCARD CENTER - ZIONS		
BANCA TOTAL		18493.55							
BAENA 61709	12012020	48.98	12/01/20	1/20/21	1	12/20 01/21 PHONE DEC2020	NAFE BASEY		
BAENA TOTAL		48.98							
BATSY 61595	6046498	1121.79	10/14/20	1/06/21	1	12/20 01/21 CEDAR CK REMOTE	BATTERY SYSTEMS INC		
BATSY TOTAL		1121.79							
BENCI 61646	12312020	886.34	12/31/20	1/13/21	1	12/20 01/21 FUEL DEC 20	BENNETT OIL		
BENCI TOTAL		886.34							
BILBJ 4700	9351660566	50.00	11/22/20	1/06/21	1	12/20 01/21 PHONE DEC20	JOHN BILBRO		

BILLEJ TOTAL 50.00
 BLAGE 4714 10022020 50.00 10/02/20 1/20/21 1 12/20 01/21 PHONE/DSL OCT20 GEORGE W BLAND III
 BLAGE 4714 11022020 50.00 11/02/20 1/20/21 1 12/20 01/21 PHONE/DSL NOV20 GEORGE W BLAND III
 BLAGE 4714 12022020 50.00 12/02/20 1/20/21 1 12/20 01/21 PHONE/DSL DEC20 GEORGE W BLAND III

Migvale Telephone
 12/31/2020 Invoices Accrued & Unpaid Up Thru 12/20 PAGE 2

VENDOR CHECK	INVOICE	AMOUNT	INVOICE DATE	PAY DATE	P/O	ACCRL CASH	DESCRIPTION	NAME	SP	CD
		150.00								
BLAGE TOTAL		150.00								
CALIX 61597	245459	194.99	12/14/20	1/06/21	32499	1	12/20 01/21	ID:SIGCENTERS DEVIC	CALIX NETWORKS, INC.	
CALIX TOTAL		194.99								
CAMLI 61598	3152	425.48	12/29/20	1/06/21		1	12/20 01/21	JAN. INSERTS	CAMBRIDGE LITHO	
CAMLI TOTAL		425.48								
CAMLU 61599	12282020	188.55	12/28/20	1/06/21		1	12/20 01/21	FILTER,SUPPLIES	CAMBRIDGE LUMBER INC.	
CAMLU TOTAL		188.55								
CASAU 61647	12232020	133.51	12/23/20	1/13/21		1	12/20 01/21	BATTERY SKIDOO	CASCADE AUTO INC	
CASAU TOTAL		133.51								
CENLI 61713	01182020	367.59	1/18/21	1/20/21		1	12/20 01/21	3 INVOICES/PAST DUE	CENTURYLINK	
CENLI TOTAL		367.59								
CHAPU 61759	7353	495.00	12/18/20	1/26/21		1	12/20 01/21	CHINO VALY CARES AD	CHARITY PUBLISHING	
CHAPU TOTAL		495.00								
CITBE 61650	01042021	85.79	1/04/21	1/13/21		1	12/20 01/21	208 E 4TH DEC20	CITY OF BENSON	
CITBE TOTAL		85.79								
CITWE 61718	01142021	330.49	1/14/21	1/20/21		1	12/20 01/21	31 W LIBERTY DEC20	CITY OF WEISER	
CITWE 61601	12312020	240.76	12/31/20	1/06/21		1	12/20 01/21	109 W MAIN DEC20	CITY OF WEISER	
CITWE 61718	01142021A	45.12	1/14/21	1/20/21		1	12/20 01/21	N STATE-POLE #2 DEC	CITY OF WEISER	
CITWE 61718	01142021B	44.57	1/14/21	1/20/21		1	12/20 01/21	E 9T MAIN DEC 20	CITY OF WEISER	
CITWE TOTAL		660.96								
CLECR 61602	01375041	226.49	12/24/20	1/06/21		1	12/20 01/21	SERVICES/RENT DEC20	CLEAR CREEK DISPOSAL	
CLECR TOTAL		226.49								
CLIER 4709	12012020	50.00	12/01/20	1/13/21		1	12/20 01/21	PHONE/DSL DEC20	ERNIE CLINE	
CLIER TOTAL		50.00								
CNHCA 61603	12222020	972.18	12/22/20	1/06/21	32740	1	12/20 01/21	MUFFLER MAXI SNEAKER	PRODUCTIVITY PLUS ACCOUNT	
CNHCA TOTAL		972.18								
COMTE 61651	12312020	4465.88	12/31/20	1/13/21		1	12/20 01/21	PROF SERV DEC20	COMPUTER TECHNOLOGY, INC	
COMTE TOTAL		4465.88								
COMWI 61652	97837	300.00	9/01/20	1/13/21		1	12/20 01/21	VHE RADIO/ICOM F5021	COMPLETE WIRELESS TECHNOL	
COMWI TOTAL		300.00								
CORTE 61604	0073259-IN	4870.91	12/22/20	1/06/21	32738	1	12/20 01/21	RADIOS/FWR SUPPLIES	CORE Telecom Systems, Inc	
CORTE 61653	0073396-IN	322.24	12/30/20	1/13/21	32628	1	12/20 01/21	UPPER RD WIRELESS SU	CORE Telecom Systems, Inc	
CORTE TOTAL		5193.15								

DASCO 61738 122120AA 56486.95 1/20/21 1/20/21 1 12/20 01/21 20MIS-139 RETAINAGE DAS-CO OF IDAHO, INC
 DASCO TOTAL 56486.95
 DEXME 61606 12252020 353.29 12/25/20 1/06/21 1 12/20 01/21 ADVERTISE DEC20 DEX MEDIA WEST LLC
 DEXME TOTAL 353.29

12/31/2020 AP414 12/31/2020 Invoices accrued & Unpaid Up Thru 12/20

INVOICE	AMOUNT	DATE	P/O	DESCRIPTION	NAME	SP
VENDOR CHECK						CD
DIGL 61607	69.80	12/31/20	1/06/21	A 12/20 01/21 MIDV ASSMNT DEC20	DIG LINE INC	
DIGL 61607	25.48	12/31/20	1/06/21	1 12/20 01/21 WEI ASSMNT DEC20	DIG LINE INC	
DIGL TOTAL	95.28					
FARDE 4716	50.00	10/23/21	1/20/21	1 12/20 01/21 PHONE NOV20	DENNIS FARRINGTON	
FARDE 4716	50.00	11/20/20	1/20/21	1 12/20 01/21 PHONE DEC20	DENNIS FARRINGTON	
FARDE TOTAL	100.00					
FARSU 61655	1677.93	12/31/20	1/13/21	1 12/20 01/21 FUEL/OIL DEC 20	FARMER'S SUPPLY COOPERATI	
FARSU 61655	50.00	12/31/20	1/13/21	1 12/20 01/21 FANK RENT	FARMER'S SUPPLY COOPERATI	
FARSU TOTAL	1727.93					
FINRI 61721	125.00	12/01/20	1/20/21	1 12/20 01/21 PROF SERV/REG AGENT	RICHARD A FINNIGAN	
FINRI TOTAL	125.00					
FLOBA 61656	99.99	12/30/20	1/13/21	1 12/20 01/21 FLOWERS/MARSHA SMITH THE FLOWER BASKET		
FLOBA TOTAL	99.99					
GALGR 61608	1450.00	12/11/20	1/06/21	32724 1 12/20 01/21 MS:3/4 POLY	THE GALLOWAY GROUP, INC	
GALGR 61608	1450.00	12/11/20	1/06/21	32735 1 12/20 01/21 MS:3/4 POLY	THE GALLOWAY GROUP, INC	
GALGR TOTAL	2900.00					
GIDJO 4717	50.00	12/01/20	1/20/21	1 12/20 01/21 PHONE/DSL DEC 20	JOE GIDDENS	
GIDJO TOTAL	50.00					
GRABR 4718	50.00	12/01/20	1/20/21	1 12/20 01/21 PHONE/DSL DEC 20	BRIAN GRAHAM	
GRABR TOTAL	50.00					
GRABL 61658	512.15	12/28/20	1/13/21	32744 1 12/20 01/21 OSP SUPPLIES /STANLE GRAYBAR ELECTRIC CO, INC.		
GRABL TOTAL	512.15					
GRAPS 61659	74.45	12/31/20	1/13/21	1 12/20 01/21 PORTABLE RENT DEC20	GRANITE PORTABLES & SEPTI	
GRAPS TOTAL	74.45					
HANDE 61610	18.00	12/31/20	1/06/21	1 12/20 01/21 MAINTENANCE	HANDMADE DESIGNS	
HANDE TOTAL	18.00					
HARSA 61660	127.42	1/01/21	1/13/21	1 12/20 01/21 RENTAL FEE 4 YD DEC	HARDIN SANITATION	
HARSA TOTAL	127.42					
HAWTR 61661	342.00	1/11/21	1/13/21	1 12/20 01/21 PROF SERV/CORPORATE	HAWLEY TROXELL ENNIS & HA	
HAWTR 61723	787.50	1/12/21	1/20/21	1 12/20 01/21 PRO SERV/LEGAL	HAWLEY TROXELL ENNIS & HA	
HAWTR TOTAL	1129.50					
ICONE 61724	274.92	12/31/20	1/20/21	1 12/20 01/21 MIDV WESTERN INP DEC	TELCORDIA TECHNOLOGIES	
ICONE TOTAL	274.92					

INVOICE	DATE	PAY.	INVOICE	DATE	P/O	DESCRIPTION	NAME	SP	CD
01042021	1/04/21	1/13/21	1	12/20	01/21	N/S CRW/BIG FLAT/GRN	IDAHO POWER		
01052021	1/05/21	1/13/21	1	12/20	01/21	SAGE CRK/HWY95 DEC	IDAHO POWER		
12292020	12/29/20	1/06/21	1	12/20	01/21	CABIN CRK DEC20	IDAHO POWER		
12312020	12/31/20	1/06/21	1	12/20	01/21	902 UPPER RD DEC20	IDAHO POWER		
01042021A	1/04/21	1/13/21	1	12/20	01/21	0032210924WEIRIVRD	IDAHO POWER		
01042021B	1/04/21	1/13/21	1	12/20	01/21	0032211117 WEIRIVRD	IDAHO POWER		

APHIL4 12/31/2020 Invoices Accrued & Unpaid Up thru 12/20

Midvale Telephone

PAGE 4

VENDOR CHECK	INVOICE	AMOUNT	DATE	PAY.	INVOICE	DATE	P/O	DESCRIPTION	NAME	SP	CD
IDAHO 61662	01042021C	25.07	1/04/21	1/13/21	1	12/20	01/21	WIDNER RD DEC.20	IDAHO POWER		
IDAHO 61662	01042021D	8.20	1/04/21	1/13/21	1	12/20	01/21	BIG FLW/4 MILE TWR	IDAHO POWER		
IDAHO 61662	01042021E	14.30	1/04/21	1/13/21	1	12/20	01/21	CRANE CRK RESRD DEC	IDAHO POWER		
IDAHO 61662	01042021F	21.10	1/04/21	1/13/21	1	12/20	01/21	LOGIE FAVE RD DEC	IDAHO POWER		
IDAHO 61662	01042021G	26.64	1/04/21	1/13/21	1	12/20	01/21	HWY95/HOVER DEC20	IDAHO POWER		
IDAHO 61662	01042021H	13.97	1/04/21	1/13/21	1	12/20	01/21	HOG CRK DEC 20	IDAHO POWER		
IDAHO 61662	01052021A	45.59	1/05/21	1/13/21	1	12/20	01/21	0030240425 KEI CRKRD	IDAHO POWER		
IDAHO 61662	01052021B	199.40	1/05/21	1/13/21	1	12/20	01/21	2203 KEITH CRK RD DE	IDAHO POWER		
IDAHO 61662	01052021C	1285.01	1/05/21	1/13/21	1	12/20	01/21	2203/2205 KEITH CRK	IDAHO POWER		
IDAHO 61662	01052021D	26.31	1/05/21	1/13/21	1	12/20	01/21	WIGGINS RD DEC20	IDAHO POWER		
IDAHO TOTAL		2143.97									
IDPXW 61635	PAYROLL 121520 2	2124.00	12/15/20	1/07/21	1	12/20	01/21	STATE W/H	IDAHO STATE TAX COMMISSIO		
IDPXW 61635	PAYROLL 123120 2	2258.00	12/31/20	1/07/21	1	12/20	01/21	STATE W/H	IDAHO STATE TAX COMMISSIO		
IDTXW TOTAL		4382.00									
INGCO 61663	01062021	94.76	1/06/21	1/13/21	1	12/20	01/21	31 W LIBERTY DEC	INTERMOUNTAIN GAS COMPANY		
INGCO 61663	01062021A	157.08	1/06/21	1/13/21	1	12/20	01/21	109 W MAIN WEI DEC20	INTERMOUNTAIN GAS COMPANY		
INGCO TOTAL		251.84									
KENFU 61665	12312020	149.37	12/31/20	1/13/21	1	12/20	01/21	FUEL DEC	DIAMOND FUEL & FEED SUPPL		
KENFU TOTAL		149.37									
KHARD 61666	12262020	14.91	12/26/20	1/13/21	1	12/20	01/21	LUG BOLTS	K HARDWARE, INC		
KHARD TOTAL		14.91									
MAPSY 61668	20403	798.56	12/26/20	1/13/21	1	12/20	01/21	PROD-7343-MTE	MAPCOM LLC		
MAPSY TOTAL		798.56									
MBALL 61613	0000025244	564.70	12/31/20	1/06/21	1	12/20	01/21	BUYDOWN/COBRA DEC20	MBA ADMINISTRATORS LLC		
MBALL 61613	0000025245	18.00	12/31/20	1/06/21	1	12/20	01/21	PSA FEE DEC 20	MBA ADMINISTRATORS LLC		
MBALL 61636	PAYROLL DD 121520 62	117.92	12/15/20	1/07/21	1	12/20	01/21	PAYROLL DEDUCTION	MBA ADMINISTRATORS LLC		
MBALL 61636	PAYROLL DD 123120 62	117.92	12/31/20	1/07/21	1	12/20	01/21	PAYROLL DEDUCTION	MBA ADMINISTRATORS LLC		
MBALL TOTAL		818.54									
MONRL 61671	1220684	222.20	1/07/21	1/13/21	1	12/20	01/21	PROF SEEV/RECONNECT	MONTE R. LEE & COMPANY		
MONRL 61671	1220685	1980.87	1/07/21	1/13/21	1	12/20	01/21	RUS POSTLOANK217A	MONTE R. LEE & COMPANY		
MONRL TOTAL		2203.07									

VENDOR CHECK	INVOICE	AMOUNT	INVOICE DATE	PAY DATE	P/O	DESCRIPTION	NAME	SF	CD
MORST 4722	10182020	50.00	11/17/20	1/20/21	1	12/20 01/21 PHONE/DSL NOV20	STACY MORRIS		
MORST 4722	12172020	50.00	12/17/20	1/20/21	1	12/20 01/21 PHONE/DSL DEC20	STACY MORRIS		
MORST TOTAL		100.00							
MOSAD 61615	102124045	6614.00	12/29/21	1/06/21	1	12/20 01/21 PROF SERV, MULTI. SERV. MOSS ADAMS LLP			
MOSAD TOTAL		6614.00							
MOUVI 61672	12312020	666.04	12/31/20	1/13/21	1	12/20 01/21 FUEL/SERVICE DEC20	MOUNTAIN VILLAGE		
MOUVI TOTAL		666.04							
NEUN 61673	TIC-0000111266	203.21	12/31/20	1/13/21	1	12/20 01/21 MIDV T235914 DEC20	NEUSTAR INFORMATION SERVI		
NEUN 61673	TIC-0000111267	29.93	12/31/20	1/13/21	1	12/20 01/21 MIDV T236340 DEC20	NEUSTAR INFORMATION SERVI		
NEUN 61673	TIC-0000111367	255.22	12/31/20	1/13/21	1	12/20 01/21 WEI T236606 DEC20	NEUSTAR INFORMATION SERVI		
NEUN TOTAL		488.36							

Midvale telephone

12/31/2020 Invoices Accrued & Unpaid Up Thru 12/20

VENDOR CHECK	INVOICE	AMOUNT	INVOICE DATE	PAY DATE	P/O	DESCRIPTION	NAME	SF	CD
NEWRE 61674	818	36.00	12/31/20	1/13/21	1	12/20 01/21 CHRISTMAS DISPLAY AD THE RECORD REPORTER,LLC			
NEWRE TOTAL		36.00							
PATDI 61616	201231475863	59.95	12/31/20	1/06/21	1	12/20 01/21 TRASHREMOVAL/DEC	PATRIOT DISPOSAL INC		
PATDI TOTAL		59.95							
POMPO 61774	01142021	34.01	1/14/21	1/26/21	1	12/20 01/21 1152 MORRIS DEC/JAN POMERENE DOMESTIC WATER			
POMPO TOTAL		34.01							
PVBRO 61679	20120494	512.72	12/31/20	1/13/21	1	12/20 01/21 BROADCAST/MARKET DEC PV BROADCASTING			
PVBRO TOTAL		512.72							
RYNNI 4703	12012020	50.00	12/01/20	1/06/21	1	12/20 01/21 PHONE/DSL DEC20	NICK RYNEARSON		
RYNNI TOTAL		50.00							
SALMO 61680	12282020	442.20	12/29/20	1/13/21	1	12/20 01/21 PROPANE DEC	SALMON RIVER PROPANE INC		
SALMO TOTAL		442.20							
SALRI 61681	12302020	1271.15	12/30/20	1/13/21	1	12/20 01/21 STANLEY AREA DEC20	SALMON RIVER ELECTRIC COO		
SALRI TOTAL		1271.15							
SNEWI 61619	2560079	2538.00	12/03/20	1/06/21	1	12/20 01/21 PROF SERV THRU NOV20	SNELL & WILMER LLP		
SNEWI 61619	2560080	137.42	12/03/20	1/06/21	1	12/20 01/21 PROF SERV THRU NOV20	SNELL & WILMER LLP		
SNEWI TOTAL		2675.42							
SOFTC 61731	97004184	1193.10	12/30/20	1/20/21	1	12/20 01/21 OCT MONTHLY SERVICE	SOFTCHOICE CORPORATION		
SOFTC TOTAL		1193.10							
SOLIX 61682	01132021	78.18	1/13/21	1/13/21	1	12/20 01/21 AZ000067 DEC 20	ARIZONA UNIVERSAL SERVICE		
SOLIX TOTAL		78.18							
SPLBT 61621	10960115010121	39.54	1/01/21	1/06/21	1	12/20 01/21 LONG MESA DEC.	SPARKLETTTS		
SPLBT 61684	3854963 010321	37.91	1/03/21	1/13/21	1	12/20 01/21 31002 N 144TH SCOTTS	SPARKLETTTS		
SPLBT TOTAL		77.45							
SULSP 61733	01082021	134.47	1/08/21	1/20/21	1	12/20 01/21 B05228132 DEC20	SULPHUR SPRINGS VALLEY		
SULSP 61733	01082021A	57.71	1/08/21	1/20/21	1	12/20 01/21 TERRAN RD DEC20	SULPHUR SPRINGS VALLEY		

ACCOUNT	INVOICE	AMOUNT	DATE	PAY	DATE	P/O	DESCRIPTION	NAME	SP	CD
SULSP 61733	01082021B	37.74	1/08/21	1/20/21			SONORA VERDE DEC20	SULPHUR SPRINGS VALLEY		
SULSP 61733	01082021C	70.74	1/08/21	1/20/21			208 E. 4TH ST	SULPHUR SPRINGS VALLEY		
SULSP 61733	01082021D	153.33	1/08/21	1/20/21			COCH CO UNMETERDEC20	SULPHUR SPRINGS VALLEY		
SULSP 61733	01082021E	61.16	1/08/21	1/20/21			DEVACA CR DEC20	SULPHUR SPRINGS VALLEY		
SULSP 61733	01082021F	69.23	1/08/21	1/20/21			DGN MTR RNCH WELL	SULPHUR SPRINGS VALLEY		
SULSP 61733	01082021G	61.05	1/08/21	1/20/21			DRG-MT RNCH FIBR DEC	SULPHUR SPRINGS VALLEY		
SULSP 61733	01082021H	59.10	1/08/21	1/20/21			CANYON RD DEC 20	SULPHUR SPRINGS VALLEY		
SULSP 61733	01082021I	704.36	1/08/21	1/20/21			POMERENE RD DEC 20	SULPHUR SPRINGS VALLEY		
SULSP TOTAL		1408.89								
TOLDI 61688	57314	4216.21	1/01/21	1/13/21			USAGE DEC 20	TOLY DIGITAL NETWORKS INC		
TOLDI TOTAL		4216.21								
TOSFI 61625	431700780	1074.07	12/21/20	1/06/21			USAGE/WEI/MIDV	U.S. BANK EQUIPMENT FINAN		
TOSFI TOTAL		1074.07								

APHL4 12/31/2020 Invoices Accrued & Unpaid Up Thru 12/20 PAGE 6

VENDOR CHECK	INVOICE	AMOUNT	DATE	PAY	DATE	P/O	DESCRIPTION	NAME	SP	CD
TOWOF 61779	01202021	23.03	1/20/21	1/26/21			A ACRL CASH	TOWN OF PRESCOTT VALLEY		
TOWOF TOTAL		23.03								
TRANE 61689	2013561	260.61	1/08/21	1/13/21			WEI LOCAL #/SERV DEC	TRANSACTION NETWORK SERVI		
TRANE 61689	2014691	307.13	1/08/21	1/13/21			MIDV LOCAL #/DATABASE	TRANSACTION NETWORK SERVI		
TRANE TOTAL		567.74								
TYCOF 61626	2160-07160679	27.03	12/29/20	1/06/21			WTR-COOLER/4 WK RENT	TREASURE VALLEY COFFEE, I		
TYCOF TOTAL		27.03								
UNISE 33333	08D10001161539	6762.65	12/22/20	1/06/20			WEI SUPPORT FEE DEC	UNIVERSAL SERVICE ADMINIS		
UNISE 33333	08D10001160489	29898.10	12/22/20	1/06/20			MID SUPPORT FEE DEC	UNIVERSAL SERVICE ADMINIS		
UNISE TOTAL		36660.75								
UNSGA 61735	01112021	139.96	1/11/21	1/20/21			LONG MESA DEC 20	UNS GAS, INC.		
UNSGA TOTAL		139.96								
USICL 61628	413817	218.56	12/31/20	1/06/21			MIRVALE LOCATES DEC	USIC HOLDINGS, LLC		
USICL 61628	413307	1811.82	12/31/20	1/06/21			AZ LOCATES-DEC20	USIC HOLDINGS, LLC		
USICL TOTAL		2030.38								
VENTE 61629	21980	1200.00	12/23/20	1/06/21	32745		MS-TIMESOURCE 3500	VENTURA TELEPHONE, LLC		
VENTE TOTAL		1200.00								
VERWI 61690	9870117263	975.28	12/28/20	1/13/21			ID CELL PHONES/DEC20	VERIZON WIRELESS		
VERWI 61690	9870117264	1004.56	12/28/20	1/13/21			AZ CELL PHONES/DEC20	VERIZON WIRELESS		
VERWI TOTAL		1979.84								
WALAS 61630	IN01002431	2225.56	12/16/20	1/06/21	32687		MDV FTTH:FIBER PANEL WALKER & ASSOCIATES INC			
WALAS TOTAL		2225.56								
WEIAU 61632	12312020	180.32	12/31/20	1/06/21			SUPPLIES	WEISER AUTO PARTS		
WEIAU TOTAL		180.32								

WEISI 61633	12312020	357.20	12/31/20	1/06/21	1	12/20 01/21	JOB ADV/GREETINGS	WEISER SIGNAL AMERICAN
WEISI TOTAL		357.20						
WIEDR 61736	12312020	132.00	12/31/20	1/20/21	1	12/20 01/21	ANNUAL MEMB/TESTING	WIENHOFF DRUG TESTING
WIEDR TOTAL		132.00						
WOMBD 61737	4402327	4398.50	1/13/21	1/20/21	1	12/20 01/21	BACKHAUL CONSTRUCTIO	WOMBLE BOND DICKINSON LLP
WOMBD TOTAL		4398.50						
ZEHCO 61634	11282020	50.00	11/28/20	1/06/21	1	12/20 01/21	PHONE DEC20	CODY ZEHNDER
ZEHCO TOTAL		50.00						
GRAND TOTAL		5358.70						

LONG - TERM DEBT

Accounts 4210, 4240, 4250, 4260, 4270 and 4310

List the required data for each obligation included in these accounts, grouping them by account number and showing totals for each account. If any obligations mature serially or otherwise at various dates, give particulars in a note.

Class & Series of Obligation	Date of Issue	Date of Maturity	Fact Amount Authorized	Outstanding Year-End	Premium/ Discount		Interest for year	
					Total	Year Amortized	Rate	Amount
RUS A	8/7/1980	8/7/2015	1,068,000	-	-		2%	Included below
RUS E	6/1/1992	6/1/2016	252,000	-	-		5%	Included below
RUS F	9/29/1994	9/29/2014	3,312,000	-	-		5%	Included below
RUS G	2/1/2002	2/1/2016	5,695,000	-	-		5%	Included below
RUS H	9/4/2007	9/4/2026	8,921,508	4,082,121			5%	Included below
RUS K	10/1/2017	9/30/2035	12,591,000	4,578,918			0.82% - 2.54%	Included below
BIP - YOUNG PROJ.	9/20/2010	9/20/2033	644,045	449,594			2.71% - 3.60%	Included below
BIP - STANLEY PROJ	9/21/2010	9/20/2033	380,751	272,562			2.71% - 2.79%	Included below
BIP - HENDERSON PROJ	9/22/2010	9/20/2035	334,924	234,167			2.40% - 2.85%	Included below
TOTAL				9,617,362				

CAPITAL STOCK

Report below the particulars called for concerning common and preferred stock at end of year, designating separate series of any general class. Show totals separately for common and preferred.

For each class of preferred stock, show the dividend rate and whether dividends are cumulative or noncumulative.

Show details in a footnote of capital stock sold during the year. Include number of shares, consideration received, premium or discount, and expenses incurred.

<u>Class & Series of Stock</u>	<u>Number of Shares Authorized</u>	<u>Par Value per Share</u>	<u>Outstanding per Balance Sheet</u>	
			<u>Shares</u>	<u>Amount</u>
COMMON	10,000	N/A	1,000	32,910

INCOME & RETAINED EARNINGS STATEMENT

Item	Total Company	Idaho Only
Total Operating Income (from page 16)	<u>9,509,409</u>	<u>4,324,078</u>
Total Operating Expenses (from page 18)	<u>(9,072,505)</u>	<u>(4,005,353)</u>
7100 Other Operating Income and Expense		
7210 Operating Investment Tax Credits-Net		
7220 Operating Federal Income Taxes		
7230 Operating State and Local Income Taxes		
7240 Operating Other Taxes	(210,698)	(68,227)
7250 Provision for Deferred Operating Income Taxes-Net		
7200 Operating Taxes (Total)	<u>(210,698)</u>	<u>(68,227)</u>
7310 Dividend Income		
7320 Interest Income	14,178	14,178
7330 Income from Sinking and Other Funds		
7340 Allowance for Funds Used During Construction	26,562	26,562
7350 Gains/Losses from the Disposition of Certain Property		
7360 Other Nonoperating Income	977,801	977,801
7370 Special Charges		
7300 Nonoperating Income and Expense	<u>1,018,541</u>	<u>1,018,541</u>
7410 Nonoperating Investment Tax Credits-Net		
7420 Nonoperating Federal Income Taxes	(970)	(20)
7430 Nonoperating State and Local Income Taxes		
7440 Nonoperating Other Taxes		
7450 Provision for Deferred Nonoperating Income Taxes-Net		
7400 Nonoperating Taxes	<u>(970)</u>	<u>(20)</u>
7510 Interest on Funded Debt	(365,495)	(56,981)
7520 Interest Expense-Capital Leases		
7530 Amortization of Debt Issuance Expense		
7540 Other Interest Deductions		
7500 Interest and Related Items	<u>(365,495)</u>	<u>(56,981)</u>
7610 Extraordinary Income Credits		
7620 Extraordinary Income Charges		
7630 Current Income Tax Effect of Extraordinary Items-Net		
7640 Provision for Deferred Income Tax Effect of Extraordinary Items-Net		
7600 Extraordinary Items	-	-
7910 Income Effect of Jurisdictional Ratemaking Differences-Net		
7990 Nonregulated Net Income	<u>(343,287)</u>	<u>(322,300)</u>
AMOUNT TRANSFERRED TO RETAINED EARNINGS	<u>534,995</u>	<u>889,738</u>

OPERATING REVENUES

Item	Total Company	Idaho Only
Local Network Services Revenues		
5001 Basic Area Revenue	716,636	338,194
5002 Optional Extended Area Revenue		
5003 Cellular Mobile Revenue		
5004 Other Mobile Services Revenue		
5010 Public Telephone Revenue		
5040 Local Private Line Revenue		
5050 Customer Premises Revenue		
5060 Other Local Exchange Revenue		
5069 Other Local Exchange Settlements		
Network Access Services Revenues		
5081 End User Revenue (SLC)	237,012	98,160
5082 Switched Access Revenue (Interstate)	5,895,185	2,554,745
5083 Special Access Revenue	2,075,137	892,261
5084 State Access Revenue (Intrastate)	416,182	380,096
Long Distance Network Services Revenues	160,378	57,423
5100 Long Distance Message Revenue - All		
Miscellaneous Revenues		
5230 Directory Revenue	7,909	2,279
5240 Rent Revenue		
5250 Corporate Operations Revenue		
5261 Special Billing Arrangements Revenue		
5262 Customer Operations Revenue		
5263 Plant Operations Revenue		
5264 Other Incidental Regulated Revenue	-	-
5269 Other Revenue Settlements		
5270 Carrier Billing & Collection Revenue		
Uncollectible Revenues		
5301 Uncollectible Revenue - Telecommunications	(62)	(112)
5302 Uncollectible Revenue - Other	1,032	1,032
TOTAL OPERATING REVENUES	9,509,409	4,324,078

Please identify the following revenues:

NECA USF \$1,897,745. To what account were they booked? 5082

State USF \$350,785. To what account were they booked? 5084

OPERATING REVENUES

Item	Total Company	Idaho Only
Plant Specific Operations Expense		
6110 Network Support Expenses		
6112 Motor Vehicle Expense	1,756	789
6113 Aircraft Expense		
6114 Special Purpose Vehicles Expense		
6115 Garage Work Equipment Expense		
6116 Other Work Equipment Expense		
6120 General Support Expenses	74,673	48,805
6121 Land and Building Expenses		
6122 Furniture and Artworks Expense		
6123 Office Equipment Expense		
6124 General Purpose Computers Expense	156,740	68,029
6210 Central Office Switching Expenses	247,232	119,028
6211 Analog Electronic Expense		
6212 Digital Electronic Expense		
6215 Electro-Mechanical Expense		
6220 Operators System Expense		
6230 Central Office Transmission Expenses	2,111,829	818,002
6231 Radio Systems Expense		
6232 Circuit Equipment Expense		
6310 Information Origination/Termination Expense		
6311 Station Apparatus Expense		
6341 Large Private Branch Exchange Expense		
6351 Public Telephone Terminal Equipment Expense		
6362 Other Terminal Equipment Expense		
6410 Cable and Wire Facilities Expenses	1,279,497	673,638
6411 Pole Expense		
6421 Aerial Cable Expense		
6422 Underground Cable Expense		
6423 Buried Cable Expense		
6424 Submarine Cable Expense		
6425 Deep Sea Cable Expense		
6426 Intrabuilding Network Cable Expense		
6431 Aerial Wire Expense		
6441 Conduit Systems Expense		
TOTAL PLANT SPECIFIC OPERATIONS EXPENSE	3,871,727	1,728,291

OPERATING REVENUES

Item	Total Company	Idaho Only
Plant Nonspecific Operations Expense		
6510 Other Property/Plant/Equipment Expenses		
6511 Property Held for Future Telecomm. Use Expenses		
6512 Provisioning Expense		
6530 Network Operations Expense		
6531 Power Expense		
6532 Network Administration Expense		
6533 Testing Expense		
6534 Plant Operations Administration Expense	309,807	121,321
6535 Engineering Expense	69,093	31,637
6540 Access Expense	406,600	167,682
6560 Depreciation and Amortization Expenses		
6561 Depreciation Expense-Telecom. Plant in Service	2,882,991	1,284,165
6562 Depreciation Expense-Property Held for Future Use	9,722	9,722
6563 Amortization Expense - Tangible		
6564 Amortization Expense - Intangible		
6565 Amortization Expense - Other		
Total Plant Nonspecific Operations Expenses	3,678,213	1,614,527
Customer Operations Expense		
6610 Marketing	110,164	56,104
6611 Product Management		
6612 Sales		
6613 Product Advertising		
6620 Services		
6621 Call Completion Services	250	250
6622 Number Services	11,024	7,148
6623 Customer Services	295,687	127,803
Total Customer Operations Expense	417,125	191,305
Corporate Operations Expense		
6710 Executive and Planning	185,168	75,998
6711 Executive		
6712 Planning		
6720 General and Administrative		
6721 Accounting and Finance	564,400	232,760
6722 External Relations		
6723 Human Resources		
6724 Information Management		
6725 Legal	30,850	9,772
6726 Procurement		
6727 Research and Development		
6728 Other General and Administrative	325,022	152,700
6790 Provision for Uncollectible Notes Receivable		
Total Corporate Operations Expense	1,105,440	471,230
TOTAL OPERATING EXPENSES	9,072,505	4,005,353

CENTRAL OFFICE DATA
as of December 31, 2020 (unless otherwise indicated)

Name of Central Office: Midvale, Lakeview, Stanley, Warren, Warm Lake, Yellow Pine
 Prefix (es): 355,222,774,636,632,633
 Central Office Switch Type: Midvale, Stanley, Lakeview, & Warm Lake- Taqua T-7000, Warren & Yellow Pine - Redcom MDX

Check all that apply:
 Stand Alone x **Check one:** Electronic x
 Host Analog Electro-Mechanical
 Remote Other:

Access Line Capacity
 Design: 222,355,632,774 - 10,000, 633&636 - 1,000
Access Lines in Use
 Customer Lines: 790
 (Include Centrex, PAL, Semi-Pub.)

Installed/Equipped: Same
 Public Telephone Lines 15
 Company Official Lines 38
 Company Test Lines 80

	Residence			Business			Total Residence & Business
	Multi- Line 1-Party	Single Line Multi- Party	Subtotal Residence	Centrex N.A.R.	Multi- Line 1-Party	Single Line Multi- Party	
Beginning of Year	695		695		65	89	154
New Connects	160		160		16	12	28
Disconnects	-208		-208		-13	-26	-39
End of Year	647		647		68	75	143

Foreign Exchange:
 Dial Tone from this C.O.: NA
 Dial Tone from another C.O.: NA
Directory Listings:
 Number of Customers with Nonpublished or Nonlisted: 94

Custom Calling:
 Number of customers with at least one feature: 607
 Total number of features subscribed to: 8

NUMBER OF CALLS COMPLETED BY CUSTOMERS DURING (Year) 2020.

Local Exchange	Average # of Customer Lines in Use	Local Calls		Toll Calls Originated (Total of all Carriers)			Avg./ Line
		Number (1000s)	Avg./ Line	Intrastate	Interstate	Total	
1 222 - Lakeview	38	N/A	N/A	496	3,900	4,396	116
2 355 - Midvale	298	N/A	N/A	1,366	10,141	11,507	39
3 632 - Warm Lake	54	N/A	N/A	389	2,532	2,921	54
4 633 - Yellow Pine	67	N/A	N/A	248	5,583	5,831	87
5 636 - Warren	93	N/A	N/A	4,971	10,160	15,131	163
6 774 - Stanley	472	N/A	N/A	14,844	58,618	73,462	156
7							
8							
9							
10							
11							
12							
13							
14							
15							
16							
17							
18							

ANNUAL REPORT FOR SMALL TELEPHONE COMPANIES
YEAR ENDED DECEMBER 31, 2020.

CUSTOMER RELATIONS RULES COMPLIANCE

Rule IDAPA 31.21.01.603
Rule IDAPA 31.41.01.105

Please provide copies of:

Summary of Customer Relations Rules for Telephone Corporations

Idaho Telephone Solicitation Act Notification

Method of Notification:

Mailed separately to customers Yes _____ No x _____

Included in directory Yes _____ No x _____

Date of notification 2/1/2020

Alternate method of notification Annual Notice was mailed to customers with their Feb
monthly bill.

Rule IDAPA 31.41.01.403.02

Record of Complaints:

Number received by Company 0

Category of complaints (if known):

Deposit Disputes _____

Charges on Bill _____

Denial/Termination _____

Quality or Availability
of Service _____

Carrier Selection/Assignment _____

Miscellaneous _____

CERTIFICATE

State of Idaho)
) ss
County of Washington)

WE, the undersigned John Stuart


and Nick Rynearson

of the Midvale Telephone Company

on our oath do severally say that the foregoing return has been prepared under our direction, from the original books, papers, and records of said utility; that we have carefully examined same, and declare the same to be a correct statement of the business affairs of said utility for the period covered by the return in respect to each and every matter and thing therein set forth, to the best of our knowledge, information and belief.



(Chief Officer)




(Officer in Charge of Accounts)

Subscribed and Sworn to Before Me this 10 day of May, (Year) 2021.



Notary Public



My Commission expires 7-21, (Year) 2027.

9 FORM INPUT MASTER

MPANY NAME: Mitviale Telephone Company, Inc.		For The Year Ended: December 31, 2019		Separated Results of Idaho Operations		Intrastate Operation		Local		Total	
FCC Account and Description	Note No.	Line No.	Operations Subject To Separations	MTS & WATS Switched Access	Interstate Operation TOLL PLUS Special Access	Total	MTS & WATS Switched Access	TOLL PLUS Special Access	EAS	(other)	Total
MMARY											
Rating Revenues											
X Local-Billed	(1)	1.	366,892			-					366,892
-EAS Billed	(1)	2.	-			-					-
-EAS Settlement	(1)	3.	-			-					-
X Access-SLIC (End User)	(2)	4.	448,929	<u>98,144</u>		98,144					350,785
-Switched (TS+NTS)	(2)	5.	2,753,814	<u>1,910,144</u>		1,910,144	<u>59,294</u>				784,376
-Special	(2)	6.	798,809		<u>778,678</u>	778,678		<u>20,131</u>			20,131
X Toll -Message	(3a)	7.	-			-					-
-Private Line	(3b)	8.	-			-					-
-Settlement	(3c)	9.	-			-					-
X Misc. -Billing & Collection	(4)	10.	-			-					-
-Directory Advertising		11.	2,537			-					2,537
-Operating Rents		12.	-			-					-
-Other Misc.		13.	-			-					-
X Less: Uncollectible Rev. (-)		14.	(405)			-					(405)
Rating Revenues		15.	4,370,576	2,008,288	778,678	2,786,966	59,294	20,131	-	1,504,185	1,583,610
Rating Expenses											
X-64XX Plant Specific Oper.	(5a)	16.	1,724,372	594,657	347,400	942,057	273,594	2,872	14,547		491,302
X Plant Nonspecific Operations	(5a)	17.	150,861	58,298	21,414	79,712	26,364	273	1,163		43,349
X Depreciation & Amortization	(5a)	18.	1,050,217	290,625	222,679	513,304	203,690	2,491	11,166		319,566
X Customer Operations	(5a)	19.	178,528	57,331	-	57,331	42,078	-	-		79,119
X Corporate Operations	(5a)	20.	478,072	175,172	83,604	258,776	76,800	702	3,533		138,261
Other Operating	(5a)	21.	-	-	-	-	-	-	-		-
Total Expenses	(5a)	22.	3,582,050	1,176,083	675,097	1,851,180	622,526	6,338	30,409	1,071,597	1,730,870
Rating Taxes:											
0 General Taxes	(6)	23.	61,523	<u>20,265</u>	<u>9,545</u>	29,810	<u>11,751</u>	<u>122</u>	<u>518</u>		<u>19,322</u>
0 State/Local Inc. Tax (Current)		24.	51,088	<u>55,566</u>	<u>7,695</u>	63,261	<u>(42,564)</u>	<u>947</u>	<u>(2,155)</u>		<u>31,599</u>
0 Federal Income Tax (Current)		25.	217,807	<u>236,898</u>	<u>32,806</u>	269,704	<u>(181,466)</u>	<u>4,037</u>	<u>(9,189)</u>		<u>134,721</u>
0 Net Deferred Income Taxes		26.	(33,315)	<u>(36,235)</u>	<u>(5,018)</u>	(41,253)	<u>27,756</u>	<u>(617)</u>	<u>1,406</u>		<u>(20,606)</u>
0 Net Investment Tax Credits		27.	-	<u>276,494</u>	<u>45,028</u>	321,522	<u>(194,523)</u>	<u>4,489</u>	<u>(9,420)</u>		<u>165,036</u>
Total Taxes		28.	297,103	555,711	58,553	614,264	(378,709)	9,304	(20,989)		267,553
Net Operating Income		29.	491,423	555,711	58,553	614,264	(378,709)	9,304	(20,989)		(122,841)

9 FORM INPUT MASTER

MPANY NAME: Midvale Telephone Company, Inc.

For The Year Ended: December 31, 2019

Seperated Results of Idaho Operations

FCC Account and Description	Note No.	Line No.	Total Idaho Operations Subject To Separations	Interstate Operation			Intrastate Operation			Local (other)	Total
				MTS & WATS Switched Access	TOLL PLS Special Access	Total	MTS & WATS Switched Access	TOLL PLS Special Access	EAS		
MMARY (continued)											
Rate Base											
1 Telecom. Plant in Service		1.	18,844,905	5,601,156	3,063,919	8,665,075	3,772,096	39,063	166,351	6,202,320	10,179,830
5 Plant Acquisition Adjustment		2.	-	(4,355,741)	(2,223,046)	(6,578,787)	(2,721,689)	(25,119)	(109,117)	(4,678,536)	(7,534,461)
0 Less: Accumulated Depr. (-)		3.	(14,113,248)								
x-36xx Accumulated Amort. (-)		4.	-	(70,527)	(78,759)	(149,286)	(59,745)	(628)	(3,234)	(97,006)	(160,613)
0-4340 Accum. Deferred Tax (-)		5.	(309,899)	54,948	27,244	82,192	53,146	545	2,028	82,113	137,832
0 Materials and Supplies		6.	220,024								
Equal Access Equipment		7.	-								
Other Rate Base		8.	1,307,088	430,514	217,015	647,529	217,319	3,076	9,503	429,661	659,559
Total Average Rate Base		9.	5,948,870	1,660,350	1,006,373	2,666,723	1,261,127	16,937	65,531	1,938,552	3,282,147

9 FORM INPUT MASTER

MPANY NAME: Midvale Telephone Company, Inc.

For The Year Ended: December 31, 2019

Separated Results of Idaho Operations

Description	Note No.	Line No.	Total Idaho Operations Subject To Separations	Interstate Operation		Intrastate Operation			Local (other)	Total	
				MTS & WATS Switched Access	TOLL PLS Special Access	Total	MTS & WATS Switched Access	TOLL PLS Special Access			EAS
INT IN SERVICE DETAIL											
X General Support Facilities		1.	3,749,894	1,114,558	609,680	1,724,238	750,599	7,773	33,102	1,234,182	2,025,656
X Central Office Equipment:											
CAT 1-Operator Systems		2.	-	-	-	-	-	-	-	-	-
CAT 2-Tandem Switching (Alloc.)		3.	-	-	-	-	-	-	-	-	-
CAT 2-Tandem Switching (Assign.)		4.	-	-	-	-	-	-	-	-	-
CAT 3-Local Switching		5.	1,591,582	1,352,845	1,352,845	-	-	-	-	238,737	238,737
CAT 4.12 -Exch. Trunk (Joint Use)		6.	33,888	-	-	-	-	-	33,888	-	33,888
CAT 4.12 -Exch. Trunk (Ded. Use)		7.	1,114,917	1,114,005	1,114,005	-	912	-	-	706,540	1,059,809
CAT 4.13 -Subscr. Line (Joint Use)		8.	1,417,668	353,269	357,859	-	-	-	-	-	-
CAT 4.13 -Subscr. Line (Ded. Use)		9.	-	88,509	88,509	-	-	-	-	-	-
CAT 4.23 -IX Trunk (Joint Use)		10.	153,045	88,509	88,509	64,536	3,658	-	-	-	64,536
CAT 4.23 -IX Trunk Ckt. (Ded. Use)		11.	4,573	-	915	-	-	-	-	-	3,658
CAT 4.3 -Host/Remote Trunk Ckt.		12.	-	-	-	-	-	-	-	-	-
Other COE		13.	-	-	-	-	-	-	-	-	-
Total COE		14.	4,315,673	1,794,623	1,119,510	2,914,133	417,805	4,570	33,888	945,277	1,401,540
X Information Orig./Term. Equipment:											
CAT 1-Regulated CPE		15.	-	-	-	-	-	-	-	-	-
Other IOT		16.	-	-	-	-	-	-	-	-	-
Total IOT		17.	-	-	-	-	-	-	-	-	-
X Cable & Wire Facilities:											
CAT 1.3-Subscriber Line (Common)		18.	8,045,722	2,011,431	-	2,011,431	2,011,430	-	-	4,022,861	6,034,291
CAT 1.1,2-Subscriber Line (Ded.)		19.	26,137	-	26,137	-	-	-	-	-	-
CAT 2-Exch. Trunk (Joint Use)		20.	99,361	-	-	-	-	-	99,361	-	99,361
CAT 2-Exch. Trunk (Ded. Use)		21.	407,305	680,544	407,305	-	592,262	25,693	-	617,955	617,955
CAT 3-IX Trunk (Joint Use)		22.	2,185,105	886,606	1,567,150	-	1,028	-	-	1,028	1,028
CAT 3-IX Trunk (Ded. Use)		23.	15,709	14,681	14,681	-	-	-	-	-	-
CAT 4-Host/Remote Trunk		24.	-	-	-	-	-	-	-	-	-
Other C&WF		25.	-	-	-	-	-	-	-	-	-
Total C&WF		26.	10,779,339	2,691,975	1,334,729	4,026,704	2,603,692	26,721	99,361	4,022,861	6,752,635
X Other Assets:											
Capital Leases		27.	-	-	-	-	-	-	-	-	-
Leasehold Improvements		28.	-	-	-	-	-	-	-	-	-
Intangibles		29.	-	-	-	-	-	-	-	-	-
Total Other Assets		30.	-	-	-	-	-	-	-	-	-
Total Telecom. Plant in Service	(5b)	31.	18,844,905	5,601,156	3,063,919	8,665,075	3,772,096	39,063	166,351	6,202,320	10,179,830

9 FORM INPUT MASTER

MPANY NAME: Midvale Telephone Company, Inc.

For The Year Ended: December 31, 2019

Separated Results of Idaho Operations

FCC Account and Description	Note No.	Line No.	Total Idaho Operations Subject To Separations	Interstate Operation		Total	Intrastate Operation				Total	
				MTS & WATS Switched Access	TOLL PLS Special Access		MTS & WATS Switched Access	TOLL PLS Special Access	EAS	Local (other)		
preciation & Amortization												
Amortized Depreciation Detail												
X General Support Facilities		1.	(2,579,489)	(766,686)	(419,389)	(1,186,075)	(516,324)	(5,347)	(22,770)	(848,973)	(1,393,414)	
X Central Office Switching		2.	(1,542,423)	(1,311,060)		(1,311,060)				(231,363)	(231,363)	
X Operator Systems		3.	-	(371,416)	(941,281)	(1,312,697)	(351,253)	(3,841)	(28,504)	(593,947)	(977,545)	
X Central Office Transmission		4.	(2,290,242)									
X Information Orig./Term. Equip.		5.	-	(1,906,579)	(862,376)	(2,768,955)	(1,854,112)	(15,931)	(57,843)	(3,004,253)	(4,932,139)	
X Cable & Wire Facilities		6.	(7,701,094)	(4,355,741)	(2,223,046)	(6,578,787)	(2,721,689)	(25,119)	(109,117)	(4,678,536)	(7,534,461)	
Total Accumulated Depreciation		7.	(14,113,248)									
Amortized Amortization Detail												
0 Capital Leases		8.	-									
0 Leasehold Improvements		9.	-									
0 Intangibles		10.	-									
0 Acquisition Adjustment		11.	-									
Total Accumulated Amortization		12.	-									

9 FORM INPUT MASTER

MPANY NAME: Midvale Telephone Company, Inc.

For The Year Ended: December 31, 2019

Separated Results of Idaho Operations

FCC Account and Description	Note No.	Line No.	Total Idaho Operations Subject To Separations	Interstate Operation			Intrastate Operation			Local (other)	Total
				MTS & WATS Switched Access	TOLL PLS Special Access	Total	MTS & WATS Switched Access	TOLL PLS Special Access	EAS		
OPERATING EXPENSE DETAIL											
X-44XX Plant Specific Operations											
0-20 General Support Facilities		1.	63,753	18,949	10,365	29,314	12,761	132	563	20,983	34,439
X Central Office Switching		2.	110,915	46,123	28,772	74,895	10,738	117	871	24,294	36,020
0 Operator Systems		3.	-	-	-	-	-	-	-	-	-
X Central Office Transmission		4.	858,325	356,924	222,654	579,578	83,096	909	6,740	188,002	278,747
X Information Orig./Term. Equip.		5.	-	-	-	-	-	-	-	-	-
X Cable & Wire Facilities		6.	691,379	172,661	85,609	258,270	166,999	1,714	6,373	258,023	433,109
Total Plant Specific	(5a)	7.	1,724,372	594,657	347,400	942,057	273,594	2,872	14,547	491,302	782,315
X Plant Nonspecific Operations											
2 Provisioning		8.	-	-	-	-	-	-	-	-	-
X Network Operations		9.	131,711	39,148	21,414	60,562	26,364	273	1,163	43,349	71,149
0 Access Paid to LECs		10.	19,150	19,150	-	19,150	-	-	-	-	-
Total Plant Nonspecific	(5a)	11.	150,861	58,298	21,414	79,712	26,364	273	1,163	43,349	71,149
X Depreciation & Amortization											
1 General Support Facilities		12.	429,171	127,560	69,777	197,337	85,905	890	3,788	141,251	231,834
1 Central Office Switching		13.	46,118	39,200	-	39,200	-	-	-	6,918	6,918
1 Operator Systems		14.	-	-	-	-	-	-	-	-	-
1 Central Office Transmission		15.	246,274	39,939	101,218	141,157	37,771	413	3,065	63,868	105,117
1 Information Orig./Term. Equip.		16.	-	-	-	-	-	-	-	-	-
1 Cable & Wire Facilities		17.	328,654	83,926	51,684	135,610	80,014	1,188	4,313	107,529	193,044
3 Capital Leases		18.	-	-	-	-	-	-	-	-	-
3 Leasehold Improvements		19.	-	-	-	-	-	-	-	-	-
4 Intangibles		20.	-	-	-	-	-	-	-	-	-
5 Acquisition Adjustment		21.	-	-	-	-	-	-	-	-	-
Total Depreciation & Amortization	(5a)	22.	1,050,217	290,625	222,679	513,304	203,690	2,491	11,166	319,566	536,913

9 FORM INPUT MASTER

MPANY NAME: Midvale Telephone Company, Inc.

For The Year Ended: December 31, 2019

Separated Results of Idaho Operations

Description	Note No.	Line No.	Total Idaho Operations Subject To Separations	Interstate Operation		Total	Intrastate Operation		Total
				MTS & WATS Switched Access	TOLL PLS Special Access		MTS & WATS Switched Access	TOLL PLS Special Access	
OPERATING EXPENSE (continued)									
X Customer Operations									
X Marketing		1.	37,263			-			37,263
X Operator Services		2.	600			-	600		600
X Directory Publishing-Alpha.		3.	6,966	2,203		2,203	1,600		4,763
X Directory Publishing-Classified		4.	-			-			-
X Directory Publishing-Foreign		5.	-			-			-
X Service Order Proc.-End User		6.	23,146	6,249		6,249	5,324		16,897
X Payment & Collection-End User		7.	17,360	5,406		5,406	5,915		11,954
X Billing Inquiry-End User		8.	17,360	4,340		4,340	6,076		13,020
X Service Order Proc.-CXR		9.	-			-			-
X Payment & Collection-CXR		10.	-			-			-
X Billing Inquiry-CXR		11.	-			-			-
X Coin Administration		12.	-			-			-
X Rev. Acctg.-Toll Ticket Proc.		13.	-			-			-
X Rev. Acctg.-Local Mess. Proc.		14.	3,203	910		910	2,293		2,293
X Rev. Acctg.-Other Bill & Coll.		15.	40,292	12,017		12,017	14,138		28,275
X Rev. Acctg.-SLC Billing		16.	2,121	2,121		2,121			-
X Rev. Acctg.-CXR B & C	(9)	17.	12,264	6,132		6,132			6,132
X B & C Amts Paid to LECs	(9)	18.	-			-			-
X Other Customer Service		19.	17,953	17,953		17,953			-
Total Customer Operations		20.	178,528	57,331		57,331	42,078		79,119
X Corporate Operations:									
X Executive & Planning		21.	112,796	38,471		58,986	18,845		53,810
X General & Administrative		22.	365,276	136,701		199,790	57,955		165,486
X EAS Settlement Expense		23.	-			-			-
Total Corporate Operations		24.	478,072	175,172		258,776	76,800		219,296
Other Operating Expenses:									
Equal Access Provision	(10)	25.	-			-			-
Universal Service Fund	(11)	26.	-			-			-
Lifeline Connection Assistance	(12)	27.	-			-			-
Total Other		28.	-	-		-	-		-
Total Operating Expenses		29.	3,582,050	1,176,083		1,851,180	622,526		1,730,870

9 FORM I INPUT MASTER

MPANY NAME: Midvale Telephone Company, Inc.

For The Year Ended: December 31, 2019

Separated Results of Idaho Operations

FCC Account and Description	Note No.	Line No.	Total Idaho Operations Subject To Separations	Interstate Operation		Total	Intrastate Operation			Local (other)	Total
				MTS & WATS Switched Access	TOLL PLS Special Access		MTS & WATS Switched Access	TOLL PLS Special Access	EAS		

ERATING TAXES DETAIL

0 General Taxes											
0 Property		1.	58,536	17,398	9,517	26,915	11,717	121	517	19,266	31,621
0 Gross Receipts		2.	-	-	-	-	-	-	-	-	-
0 PUC Fee		3.	-	-	-	-	-	-	-	-	-
0 Franchise Fees		4.	-	-	-	-	-	-	-	-	-
0 Other		5.	2,816	2,816	2,816	2,816	2,816	2,816	2,816	2,816	2,816
Total General Taxes		6.	61,352	20,214	9,517	29,731	11,717	121	517	19,266	31,621

X Income Taxes (Calculated)

Net Income Before SIT & FIT		7.	727,174	811,991	94,064	906,055	(574,949)	13,672	(30,926)	413,322	(178,881)
Less Fixed Charges (-)		8.	12,526	3,388	2,114	5,502	2,764	35	144	4,081	7,024
Subtotal (lines 7-8)		9.	714,648	808,603	91,950	900,553	(577,713)	13,637	(31,070)	409,241	(185,905)
Other SIT Base Added/Ded. (+/-)		10.	-	-	-	-	-	-	-	-	-
SIT Taxable Inc. (lines 9+-10)		11.	714,648	808,603	91,950	900,553	(577,713)	13,637	(31,070)	409,241	(185,905)
7230 SIT-Current (at 8%)		12.	59,657	64,688	7,356	72,044	(46,217)	1,091	-	32,739	(12,387)
Other FIT Base Added/Ded. (+/-)		13.	-	-	-	-	-	-	-	-	-
FIT Taxable Inc. (lines 9-12+-13)		14.	654,991	743,915	84,594	828,509	(531,496)	12,546	-	376,502	(142,448)
Gross FIT		15.	233,261	252,931	28,762	281,693	(180,709)	4,266	-	128,011	(48,432)
7210P Claimed ITC (-)		16.	-	-	-	-	-	-	-	-	-
Surtax Elimination (-)		17.	-	-	-	-	-	-	-	-	-
7220 FIT-Current (lines 15-16-17)		18.	233,261	252,931	28,762	281,693	(180,709)	4,266	-	128,011	(48,432)

9 FORM INPUT MASTER

MPANY NAME: Midvale Telephone Company, Inc.

For The Year Ended: December 31, 2019

Seperated Results of Idaho Operations

Description	Note No.	Line No.	Total Idaho Operations Subject To Separations	Interstate Operation		Total	Intrastate Operation		
				MTS & WATS Switched Access	TOLL PLS Special Access		MTS & WATS Switched Access	TOLL PLS Special Access	EAS

For The Year Ended: December 31, 2019

MPANY NAME: Midvale Telephone Company, Inc.

Seperated Results of Idaho Operations

Total Idaho Operations Subject To Separations

Intrastate Operation

Operation

Local (Other)

Description	Note No.	Line No.	Separations	Interstate Toll	Intrastate Toll	EAS	Local (Other)
-------------	----------	----------	-------------	-----------------	-----------------	-----	---------------

Separation Parameters

1. LU Minutes of Use (MOU)		1.	0				
2. LU Factor		2.	1,000,000	0.30629	0.23967		0.45404
3. Base SPF - January 1		3.	1,000,000	0.25	0.25		0.5
4. Base SPF - December 31		4.	1,000,000	0.25	0.25		0.5
5. Current Composite SPF		5.	1,000,000	0.25	0.25		0.5
6. 996 Weighted DEM		6.	1,000,000	0.85			0.15
7. 996 Unweighted DEM		7.	0.319552		0		0
8. Current CAT 3 Dial Equipment Minutes		8.	0				
9. Current Composite DEM Factor		9.	1,000,000	0.85			0.15
10. Exchange Trunk - Joint Use MOU		10.	0				
11. Lost/Remote MOU Kilometers		11.	0				
12. Equal Access MOU		12.	0				
13. Operator Standard Work Seconds		13.	0				
14. Tandem Switching MOU		14.	0				
15. Conversation MOU		15.	0				
16. Conversation Minute Kilometers		16.	0				
17. Access Lines		17.	886				
18. Inseperated Loop Cost @ 11.1 ROR		18.	3,204,079				
19. Access Billed Revenues		19.	0				
20. Marketing Allocation Basis		20.	0				
21. Payment & Collection-End User		21.	380,562	194,523	186,039		
22. Payment & Collection-CXR		22.	0				
23. Vice Order Contacts		23.	6,134				6,134
24. Service Order Proc.-End User		24.	15	8	7		
25. Service Order Proc.-CXR		25.	0				
26. Billing Inquiry-End User		26.	12	12	35		
27. Billing Inquiry-CXR		27.	48	13			
28. P+RC Toll Messages		28.	367,609	104,412	263,197		
29. AS/Local Messages (Msg. Proc.)		29.	0				
30. IG 3 Expense Factor-Message		30.	0.82	0.341063	0.167071		0.300777
31. PLS & Special Access		31.	0.18	0.181875	0.001529		
Operator Services Expense -- Factor			0				
Access Minutes of Use (End Office)			1,953,097	1,554,749	398,348		